

SAMPLE Consultation Notes

Location: ADDRESS

Time Charged: 2 Hours (Arrived: 3 pm; Departed: 5 pm)

Consultation Notes:

- **Entryway**
 - You previously had shoe racks in this space to help with the shoe clutter. I recommend bringing those back if they help you create organization and function well for your family. The color worked great!
 - I also mentioned that you could add something for backpack storage. Hooks are a great option! You could also add something like the below to provide both seating and storage.
 - [Maribo Stately Gray](#)
 - [Wicker Storage Bench](#)
 - [Charlton Home Storage Bench](#)
 - [St. Tropez Storage Bench](#)
- **Hallway**
 - We discussed moving the fish tank to the hallway across from the door to the garage.
 - I recommend also moving the art from your wedding to this location as well.
- **Dining**
 - One of the things that bothered you about your dining area is the off-centered chandelier. There is the possibility of adding recessed lighting to this space so you have full functionality with the dining table/entertaining.
 - If you decide to add recessed lighting, I recommend adding 5-6 cans in the dining space and also adding 1-2 above the island for added light.
 - Here is a list of trades that are well established in the industry. I have provided the link specifically from the electrician section, but if you go back one level you can look up any other trades you might need.
 - [BIA Electrical](#)
 - Blog on [How to Hire A Contractor or Tradesperson](#)
 - You also mentioned you may want to explore options for new dining room tables. For the space that you currently have, a square or circle table will give you maximum functionality and will allow you to still host many guests.
 - Remember, circle tables can absolutely be placed on top of square/rectangle rugs. It adds a little “cozy” to the angles in the room.
 - Here are a few examples of tables that might work:
 - [Benchwright Round Pedestal](#)
 - [Hargrove Round Table](#)
 - Butcher Block Table Tops (only)
 - [Square](#)
 - [Circle](#)

- **Living Room**

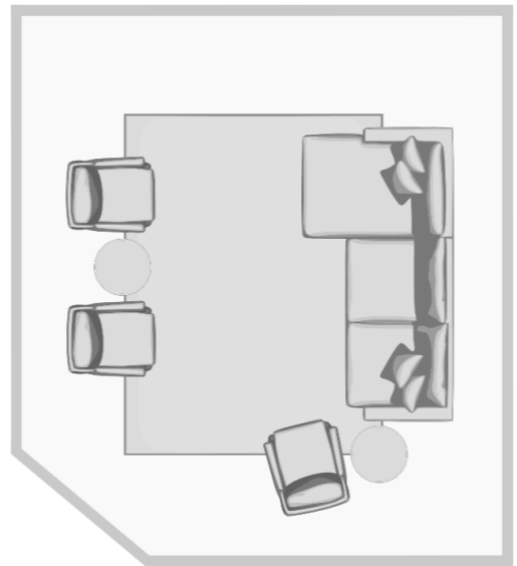
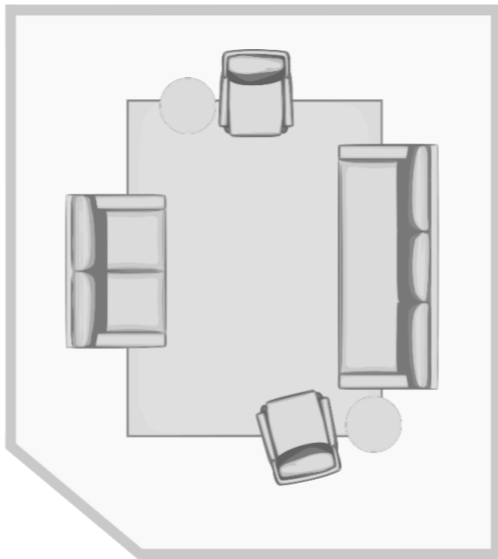
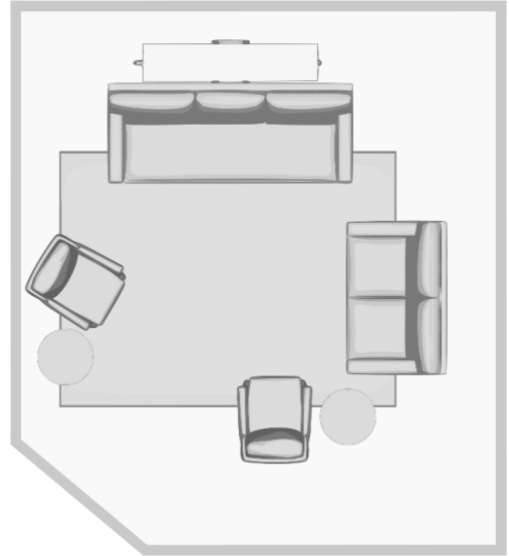
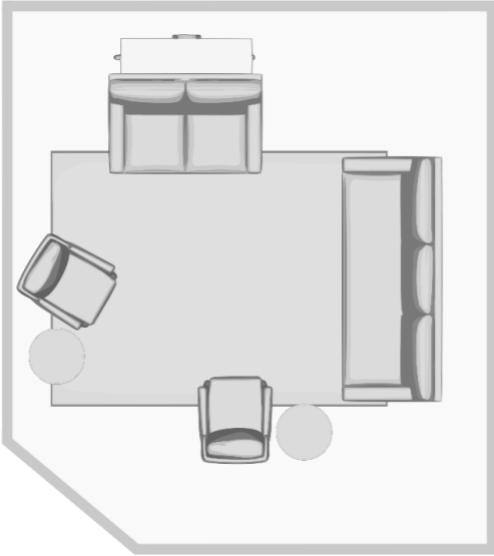
- The living room currently looks off centered because we have all of the furniture placed against the wall. I recommend bringing the furniture in off the wall to create a more intimate space.
- I recommend pulling the rug closer to the dining/kitchen area. Line the rug up with the edge of the mix tiles installation. This will allow you to have full functionality with the rug. You can place the 9' side or 12' side on the edge closest to the dining room and not run into the fireplace.
- I also recommend adding art on the far wall that is larger scale than the piece currently hanging. This will allow you to balance the large mix tile display and the scale of the fireplace and tv.
 - We discussed adding the surfboard to this wall, which I think is a great idea!
- If you decide not to use the surf board, that's ok! You also mentioned that the noise level can be overwhelming when guests are over. For this reason, I highly recommend installing a piece that has fabric or some sort of textile element so it gathers sound and helps with the echo. Below are a few examples of what a textile piece could look like. Again, I recommend taping out the size on the wall to make sure you have a large enough piece or even purchase 2 coordinating pieces.
 - [Sunwoven Studio](#) – something like this will grab sound waves, but also adds texture.
 - [Felt Wall Art](#) – Felt is fantastic at grabbing sound. Most restaurant have felt underneath the dining tables for this exact reason.
 - [Canvas Art](#) – Canvas does have some sound reducing capabilities, but it won't be as good as fabric. Still a great option!
 - This piece has your color palette. If you go with this option I would buy the largest size. Purchase 2 and hang 1 with the large orange section on top and 1 with the orange on the bottom.

- **Links to Local Vendors:**

- [Castellano's Custom Furniture](#) – This is the custom furniture store I told you about. They may be able to change the red leather recliner into a dark gray or black leather recliner. They also offer custom sofa, chair, and sectional options.
- [Article](#) – This is a company that I have used in my own home. All furniture pieces ship straight to your door.
- [City Home](#) – This is a local furniture and décor store. Their main location is in Portland (they also have an outlet store at this location). Their Vancouver location is off Hwy. 14 near downtown.

- **Furniture Layout Options:**

- Below are some various ways you can layout furniture on your 12x9 rug. Knowing that you entertain often I highly recommend adding a sofa table behind the sofa closest to the dining/kitchen for extra landing spaces for guests.
- You want to place at least the front legs on the rug to ground the space.




- **Color Palette**

- Living Room



- Dining Room



- **Additional Tips and Tricks!**

- Invest in a roll of painter's tape! Before you buy any furniture pieces tape down the dimensions on the floor and live with it for a day or two! This will allow you to visualize how the pieces will fit into the space before you invest.
 - Most of all – remember that pieces need to function. There is nothing more frustrating than having a piece of furniture that doesn't work well for your family. Fit your lifestyle first! Oh, and have fun! 😊